



### District Report Card: 2017


<b>State:</b> Gujarat	<b>District:</b> Junagadh
<b>Class:</b> 8	<b>Subject:</b> Mathematics
<b>Schools:</b> 51	<b>Students:</b> 1072


### Participation/Coverage


#### Students

<b>GENDER</b> 	Boys		Girls	
	Number	%	Number	%
	456	42.54	616	57.46

<b>AREA</b> 	Rural		Urban	
	Number	%	Number	%
	836	77.99	236	22.01

<b>CATEGORY</b> 	SC		ST		OBC		GEN	
	Number	%	Number	%	Number	%	Number	%
	179	16.70	32	2.99	770	71.83	91	8.49

<b>CWSN</b> 	LD	VI	HI	S&LD	ID	Oth
	2	29	0	4	5	3

<b>Management</b> 	Government		Government-aided	
	Number	%	Number	%
	1042	97.20	30	2.80

### Average Performance of Students in Mathematics (%)

Overall	Gender		Area		Management		Social Group			
	Male	Female	Rural	Urban	Govt.	Aided	SC	ST	OBC	GEN
46.76	47.43	46.27	45.42	51.50	46.26	64.22	43.13	47.50	47.89	44.10

## Performance on Learning Outcomes (LOs)

Learning Outcomes	Description	Average Performance(%)
M601	Solves problems involving large numbers by applying appropriate operations	37.50
M606	Solves problems on daily life situations involving addition and subtraction of fractions / decimals	46.97
M620	Finds out the perimeter and area of rectangular objects in the surroundings like floor of the class room, surfaces of a chalk box etc.	50.38
M621	Arranges given/collected information in the form of table, pictograph and bar graph and interprets them	42.23
M702	Interprets the division and multiplication of fractions	38.99
M705	Solves problems related to daily life situations involving rational numbers	39.09
M706	Uses exponential form of numbers to simplify problems involving multiplication and division of large numbers	46.14
M707	Adds/subtracts algebraic expressions	57.84
M710	Solves problems related to conversion of percentage to fraction and decimal and vice versa	46.14
M717	Finds out approximate area of closed shapes by using unit square grid/graph sheet	36.55
M719	Finds various representative values for simple data from her/his daily life contexts like mean, median and mode	53.06
M721	Interprets data using bar graph	65.44
M801	Generalizes properties of addition, subtraction, multiplication and division of rational numbers through patterns	35.29
M802	Finds rational numbers between two given rational numbers	55.33
M803	Proves divisibility rules of 2, 3, 4, 5, 6, 9 and 11	47.73
M804	Finds squares, cubes, square roots and cube roots of numbers using different methods	50.55
M808	Uses various algebraic identities in solving problems of daily life	53.86
M812	Verifies properties of parallelogram and establishes the relationship between them through reasoning	39.50
M818	Finds surface area and volume of cuboidal and cylindrical object	31.07
M819	Draws and interprets bar charts and pie charts	53.45

Range of Performance of Students who Answered Correctly							
Below 30%		30% - 50%		50% - 75%		Above 75%	
Number	%	Number	%	Number	%	Number	%
304	28.36	293	27.33	357	33.30	118	11.01

## Lowest Performing Learning Outcomes (LOs)

- 1 - Finds surface area and volume of cuboidal and cylindrical object (31.07)
- 2 - Generalizes properties of addition, subtraction, multiplication and division of rational numbers through patterns (35.29)
- 3 - Finds out approximate area of closed shapes by using unit square grid/graph sheet (36.55)

4 - Solves problems involving large numbers by applying appropriate operations (37.50)

5 - Interprets the division and multiplication of fractions (38.99)